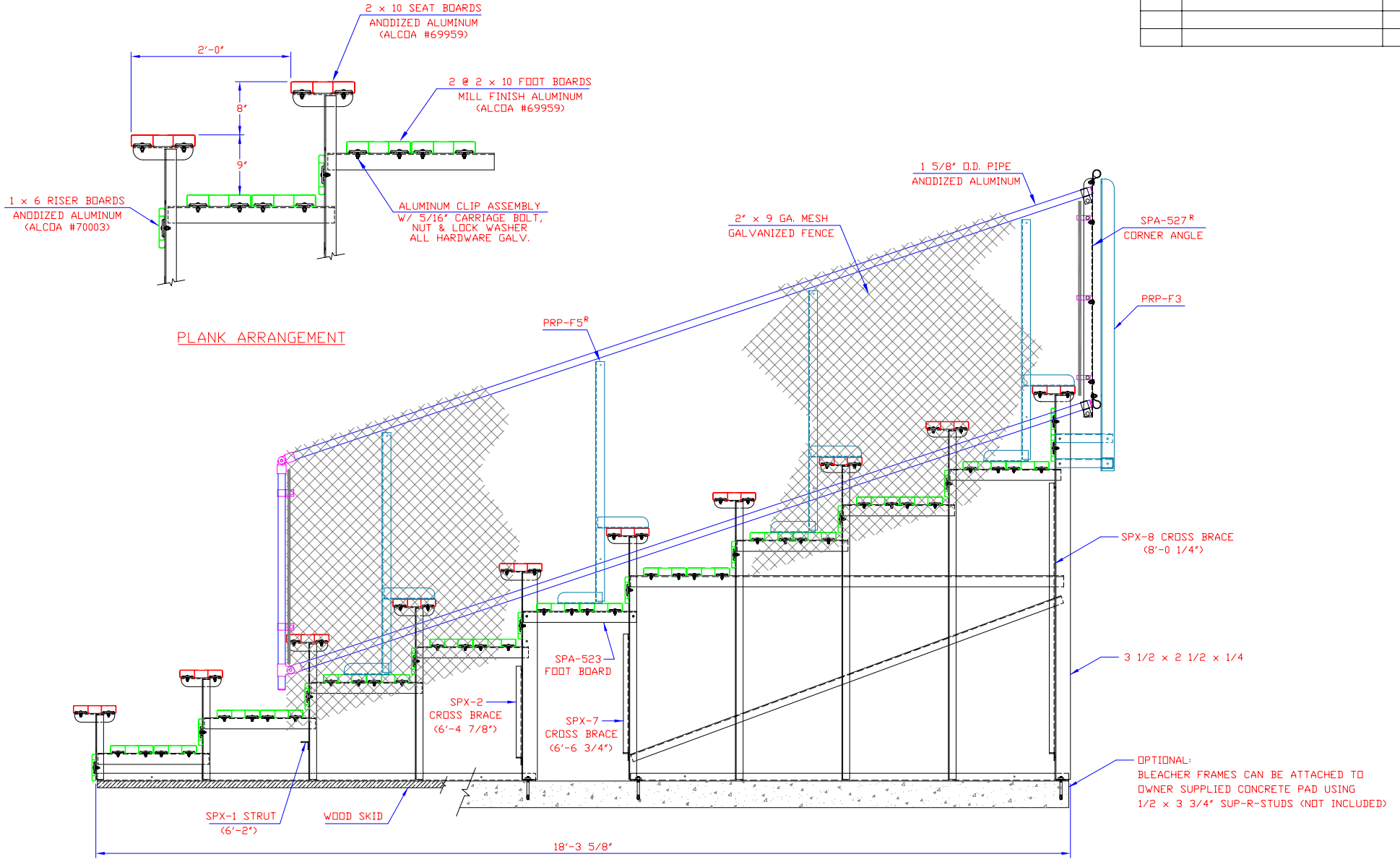


LETTER	REVISIONS	BY	DATE



PLANK ARRANGEMENT

END ELEVATION

10 ROW UNIT

ALL FRAMING & BRACING ANGLES 1 3/4 x 1 3/4 x 3/16
 ALL STRUTS & BRACING ANGLES 1 1/4 x 1 1/4 x 3/16
 ALL ALUMINUM FOOT BOARD ANGLES 2 1/2 x 2 x 3/16
 UNLESS NOTED


ALUMINUM 6061-T6 UNDERSTRUCTURE THIS DRAWING INCLUDING THE PRINCIPLES OF DESIGN IS THE PROPERTY OF AND IS SUBMITTED BY E & D SPECIALTY STANDS, INC. WITH THE AGREEMENT THAT IT IS NOT TO BE REPRODUCED, COPIED OR LOANED IN PART OR WHOLE, NOT TO BE USED IN ANY MANNER THAT MAY CONSTITUTE A DETRIMENT DIRECTLY OR INDIRECTLY TO E & D SPECIALTY STANDS, INC. ACCEPTANCE OF THIS DRAWING WILL BE CONSTRUED AS AN AGREEMENT TO THE ABOVE.	SCALE	REFERENCE DWG.
	3/4"=1'-0"	
	DRAWN BY	CHECKED BY
	D.K.	
DATE		
3/23/04		


END ELEVATION
10 ROW PORTABLE
(2) FOOT BOARDS w/ RISERS

E & D SPECIALTY STANDS, INC.
NORTH COLLINS, NEW YORK

P1024-15-RB

LETTER	REVISIONS	BY	DATE




 INDICATES CROSS BRACING
 ALL STRUTS CONTINUOUS

PLAN OF BLEACHER

SEATING CAPACITY
@ 18" PER SEAT = 100

ALUMINUM 6061-T6 UNDERSTRUCTURE		SCALE 3/8"=1'-0"	REFERENCE DWG.	PLAN OF BLEACHER 10 ROW PORTABLE (2) FOOT BOARDS w/ RISERS
THIS DRAWING INCLUDING THE PRINCIPLES OF DESIGN IS THE PROPERTY OF AND IS SUBMITTED BY E & D SPECIALTY STANDS, INC. WITH THE AGREEMENT THAT IT IS NOT TO BE REPRODUCED, COPIED OR LOANED IN PART OR WHOLE, NOT TO BE USED IN ANY MANNER THAT MAY CONSTITUTE A DETRIMENT DIRECTLY OR INDIRECTLY TO E & D SPECIALTY STANDS, INC. ACCEPTANCE OF THIS DRAWING WILL BE CONSTRUED AS AN AGREEMENT TO THE ABOVE.		DRAWN BY D.K.	CHECKED BY	
		DATE 3/23/04	DATE	
E & D SPECIALTY STANDS, INC. NORTH COLLINS, NEW YORK			P1024-15-RB	