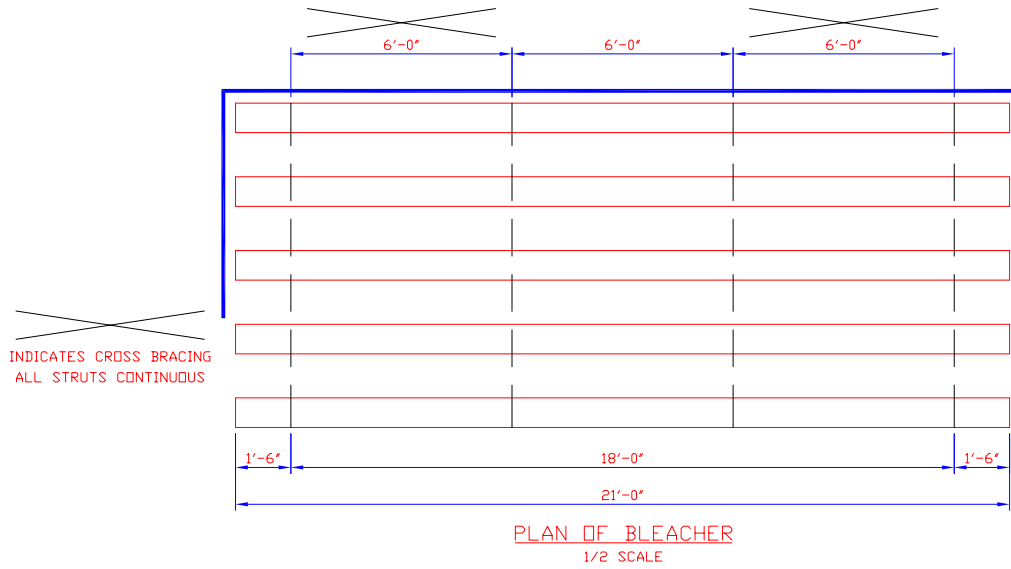
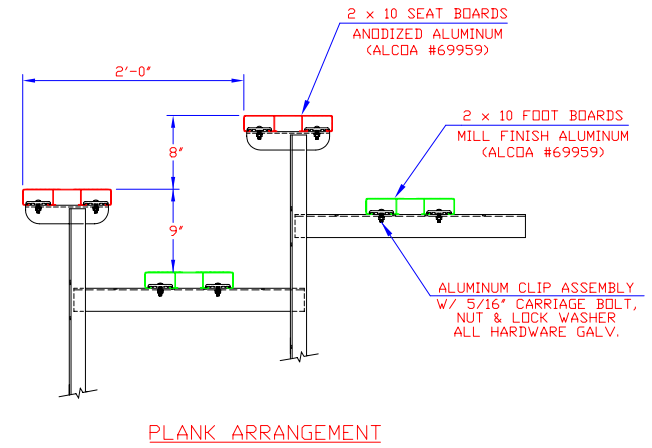


| LETTER | REVISIONS | BY | DATE |
|--------|-----------|----|------|
|        |           |    |      |
|        |           |    |      |
|        |           |    |      |

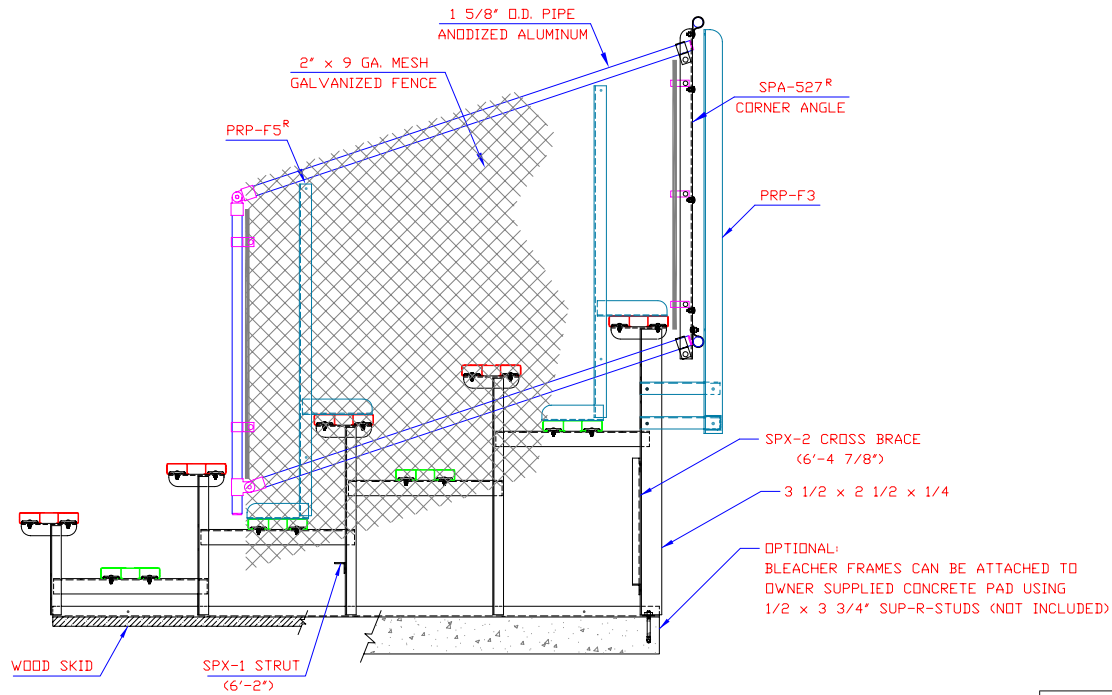


INDICATES CROSS BRACING  
ALL STRUTS CONTINUOUS

PLAN OF BLEACHER  
1/2 SCALE



PLANK ARRANGEMENT



END ELEVATION

ALL FRAMING & BRACING ANGLES 1 3/4 x 1 3/4 x 3/16  
ALL STRUTS & BRACING ANGLES 1 1/4 x 1 1/4 x 3/16  
ALL ALUMINUM FOOT BOARD ANGLES 2 1/2 x 2 x 3/16  
UNLESS NOTED

SEATING CAPACITY  
@ 18" PER SEAT = 70

|   |   |            |                |  |
|---|---|------------|----------------|--|
| ALUMINUM 6061-T6 UNDERSTRUCTURE                         | SCALE   | 3/4"=1'-0" | REFERENCE DWG. | END ELEVATION & PLAN VIEW<br>5 ROW UNIT<br>STANDARD PORTABLE |
|   | DRAWN BY  | D.K.       | CHECKED BY     |  |
|   | DATE  | 3/10/04    | DATE           |  |
|   | THIS DRAWING INCLUDING THE PRINCIPLES OF DESIGN IS THE PROPERTY OF AND IS SUBMITTED BY E & D SPECIALTY STANDS, INC. WITH THE AGREEMENT THAT IT IS NOT TO BE REPRODUCED, COPIED OR LOANED IN PART OR WHOLE, NOT TO BE USED IN ANY MANNER THAT MAY CONSTITUTE A DETRIMENT DIRECTLY OR INDIRECTLY TO E & D SPECIALTY STANDS, INC. ACCEPTANCE OF THIS DRAWING WILL BE CONSTRUED AS AN AGREEMENT TO THE ABOVE. |            |                |  |
| E & D SPECIALTY STANDS, INC.<br>NORTH COLLINS, NEW YORK |   |            | P524-21-H      |  |