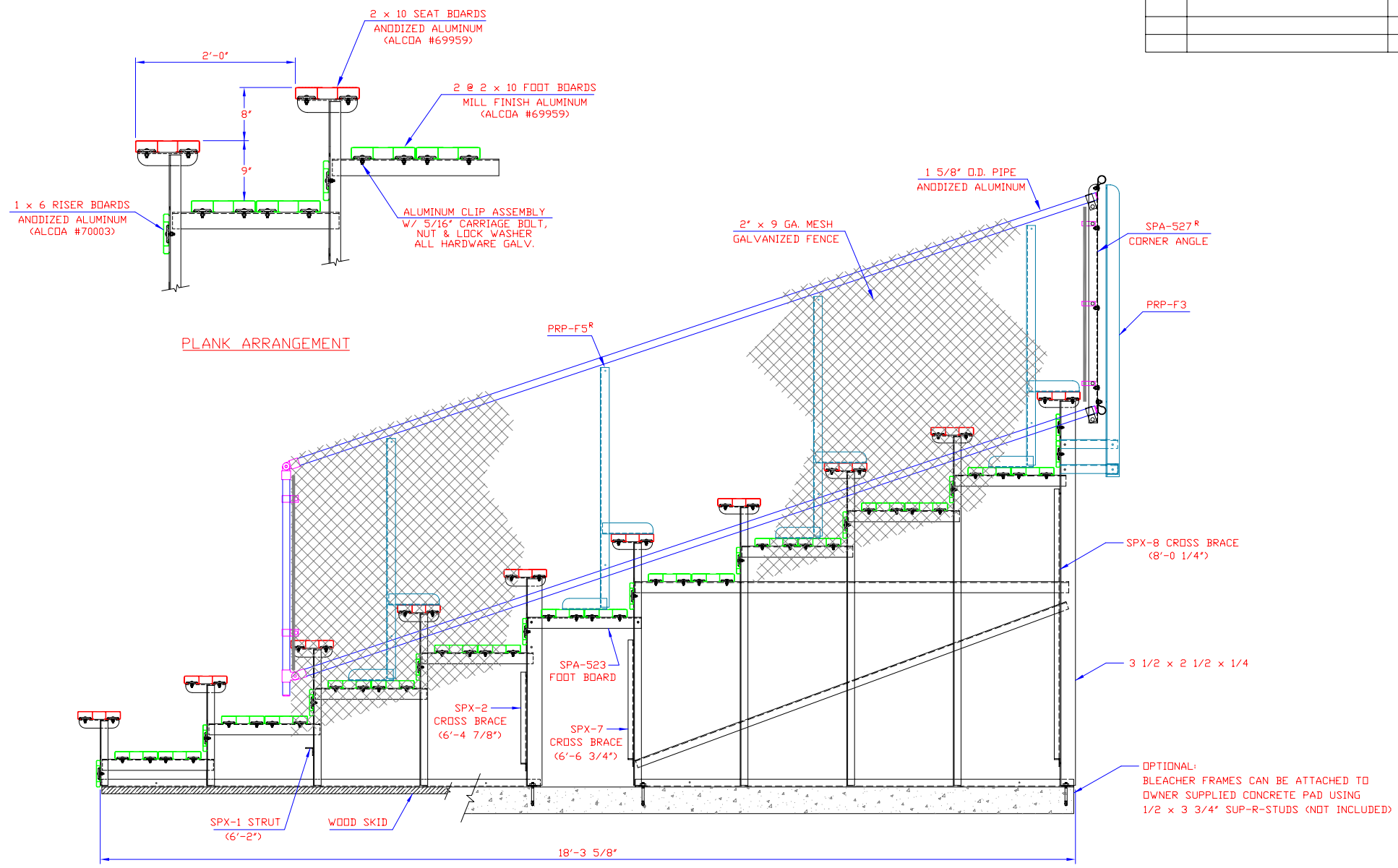


LETTER	REVISIONS	BY	DATE



PLANK ARRANGEMENT

END ELEVATION


10 ROW UNIT


ALL FRAMING & BRACING ANGLES 1 3/4 x 1 3/4 x 3/16  
 ALL STRUTS & BRACING ANGLES 1 1/4 x 1 1/4 x 3/16  
 ALL ALUMINUM FOOT BOARD ANGLES 2 1/2 x 2 x 3/16  
 UNLESS NOTED

<b>ALUMINUM 6061-T6 UNDERSTRUCTURE</b> THIS DRAWING INCLUDING THE PRINCIPLES OF DESIGN IS THE PROPERTY OF AND IS SUBMITTED BY E & D SPECIALTY STANDS, INC. WITH THE AGREEMENT THAT IT IS NOT TO BE REPRODUCED, COPIED OR LOANED IN PART OR WHOLE, NOT TO BE USED IN ANY MANNER THAT MAY CONSTITUTE A DETRIMENT DIRECTLY OR INDIRECTLY TO E & D SPECIALTY STANDS, INC. ACCEPTANCE OF THIS DRAWING WILL BE CONSTRUED AS AN AGREEMENT TO THE ABOVE.	SCALE	REFERENCE DWG.	<b>END ELEVATION          10 ROW PORTABLE          (2) FOOT BOARDS w/RISERS</b> <b>P1024-27-RB</b>
	3/4"=1'-0"	CHECKED BY	
	DRAWN BY D.K.	DATE	
	DATE 3/23/04		

E & D SPECIALTY STANDS, INC.  
 NORTH COLLINS, NEW YORK

LETTER	REVISIONS	BY	DATE



  
 INDICATES CROSS BRACING  
 ALL STRUTS CONTINUOUS

PLAN OF BLEACHER

SEATING CAPACITY  
@ 18" PER SEAT = 180

<b>ALUMINUM 6061-T6 UNDERSTRUCTURE</b>  <small>THIS DRAWING INCLUDING THE PRINCIPLES OF DESIGN IS THE PROPERTY OF AND IS SUBMITTED BY E &amp; D SPECIALTY STANDS, INC. WITH THE AGREEMENT THAT IT IS NOT TO BE REPRODUCED, COPIED OR LOANED IN PART OR WHOLE, NOT TO BE USED IN ANY MANNER THAT MAY CONSTITUTE A DETRIMENT DIRECTLY OR INDIRECTLY TO E &amp; D SPECIALTY STANDS, INC. ACCEPTANCE OF THIS DRAWING WILL BE CONSTRUED AS AN AGREEMENT TO THE ABOVE.</small>	SCALE	REFERENCE DWG.	<b>PLAN OF BLEACHER</b> <b>10 ROW PORTABLE</b> <b>(2) FOOT BOARDS w/RSIS</b>  <b>P1024-27-RB</b>
	DRAWN BY	CHECKED BY	
	DATE	DATE	
	3/23/04		
<b>E &amp; D SPECIALTY STANDS, INC.</b> <b>NORTH COLLINS, NEW YORK</b>			